

DELHI PUBLIC SCHOOL, RAIPUR
ENGLISH PRACTICE SHEET (2019-20)
CLASS-KGI

I. Write the first letter for the given pictures in small letter.




| |
|--|
| |
| |
| |



| |
|--|
| |
| |
| |



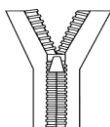
| |
|--|
| |
| |
| |



| |
|--|
| |
| |
| |



| |
|--|
| |
| |
| |



| |
|--|
| |
| |
| |



| |
|--|
| |
| |
| |



| |
|--|
| |
| |
| |

II. Tick the odd one out.

| | | | | | | | | | | | | | | | | | |
|---|---|---|---|---|---|---|---|---|---|---|---|---|---|---|---|---|---|
| <p>1. <table border="1" style="width: 100%; height: 40px; border-collapse: collapse;"> <tr><td style="width: 25%;">b</td><td style="width: 25%;">d</td><td style="width: 25%;">b</td><td style="width: 25%;">b</td></tr> </table></p> <p>3. <table border="1" style="width: 100%; height: 40px; border-collapse: collapse;"> <tr><td style="width: 25%;">z</td><td style="width: 25%;">z</td><td style="width: 25%;">z</td><td style="width: 25%;">z</td></tr> </table></p> | b | d | b | b | z | z | z | z | <p>2. <table border="1" style="width: 100%; height: 40px; border-collapse: collapse;"> <tr><td style="width: 25%;">t</td><td style="width: 25%;">t</td><td style="width: 25%;">t</td><td style="width: 25%;">t</td></tr> </table></p> <p>4. <table border="1" style="width: 100%; height: 40px; border-collapse: collapse;"> <tr><td style="width: 25%;">h</td><td style="width: 25%;">h</td><td style="width: 25%;">h</td><td style="width: 25%;">h</td></tr> </table></p> | t | t | t | t | h | h | h | h |
| b | d | b | b | | | | | | | | | | | | | | |
| z | z | z | z | | | | | | | | | | | | | | |
| t | t | t | t | | | | | | | | | | | | | | |
| h | h | h | h | | | | | | | | | | | | | | |

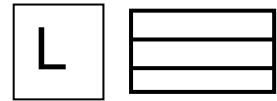
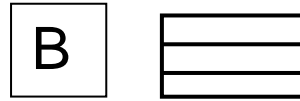
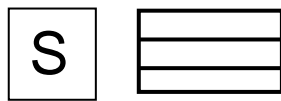
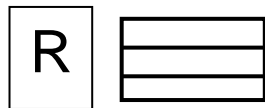
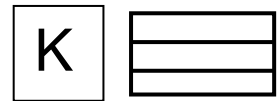
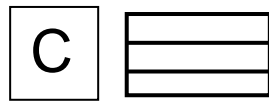
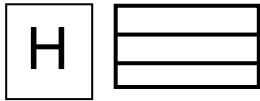
III. Fill in the missing letter to form a two letter word.

| | | | | | | | | | | | |
|---|---|--|---|---|--|---|---|--|---|---|--|
| <table border="1" style="width: 100%; height: 40px; border-collapse: collapse;"><tr><td style="width: 50%;">y</td><td style="width: 50%;"> </td></tr></table> | y | | <table border="1" style="width: 100%; height: 40px; border-collapse: collapse;"><tr><td style="width: 50%;">i</td><td style="width: 50%;"> </td></tr></table> | i | | <table border="1" style="width: 100%; height: 40px; border-collapse: collapse;"><tr><td style="width: 50%;">e</td><td style="width: 50%;"> </td></tr></table> | e | | <table border="1" style="width: 100%; height: 40px; border-collapse: collapse;"><tr><td style="width: 50%;">l</td><td style="width: 50%;"> </td></tr></table> | l | |
| y | | | | | | | | | | | |
| i | | | | | | | | | | | |
| e | | | | | | | | | | | |
| l | | | | | | | | | | | |
| <table border="1" style="width: 100%; height: 40px; border-collapse: collapse;"><tr><td style="width: 50%;">u</td><td style="width: 50%;"> </td></tr></table> | u | | <table border="1" style="width: 100%; height: 40px; border-collapse: collapse;"><tr><td style="width: 50%;">o</td><td style="width: 50%;"> </td></tr></table> | o | | <table border="1" style="width: 100%; height: 40px; border-collapse: collapse;"><tr><td style="width: 50%;">a</td><td style="width: 50%;"> </td></tr></table> | a | | <table border="1" style="width: 100%; height: 40px; border-collapse: collapse;"><tr><td style="width: 50%;">o</td><td style="width: 50%;"> </td></tr></table> | o | |
| u | | | | | | | | | | | |
| o | | | | | | | | | | | |
| a | | | | | | | | | | | |
| o | | | | | | | | | | | |

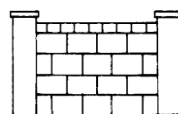



IV. Rearrange the letters to form a new word.

| | | | | | | | | | | | | | | | | | | | |
|----|---|--|--|----|---|--|--|----|---|--|--|----|---|--|--|----|---|--|--|
| ni | <table border="1" style="width: 100%; height: 40px; border-collapse: collapse;"><tr><td style="width: 50%;"> </td><td style="width: 50%;"> </td></tr></table> | | | ot | <table border="1" style="width: 100%; height: 40px; border-collapse: collapse;"><tr><td style="width: 50%;"> </td><td style="width: 50%;"> </td></tr></table> | | | eb | <table border="1" style="width: 100%; height: 40px; border-collapse: collapse;"><tr><td style="width: 50%;"> </td><td style="width: 50%;"> </td></tr></table> | | | su | <table border="1" style="width: 100%; height: 40px; border-collapse: collapse;"><tr><td style="width: 50%;"> </td><td style="width: 50%;"> </td></tr></table> | | | ma | <table border="1" style="width: 100%; height: 40px; border-collapse: collapse;"><tr><td style="width: 50%;"> </td><td style="width: 50%;"> </td></tr></table> | | |
| | | | | | | | | | | | | | | | | | | | |
| | | | | | | | | | | | | | | | | | | | |
| | | | | | | | | | | | | | | | | | | | |
| | | | | | | | | | | | | | | | | | | | |
| | | | | | | | | | | | | | | | | | | | |

V. Write the small letter for the given capital letter.



VI. Match the following pictures which start with the same letter.















VII. Frame two letter words with the help of given word.

dictionary

| | | | | | |
|--|--|--|--|--|--|
| | | | | | |
| | | | | | |
| | | | | | |

VIII. Draw a picture for the given letter.


| | | | | | |
|---|---|---|---|---|---|
| s |  | c |  | h |  |
| n |  | a |  | w |  |
| v |  | p |  | m |  |
| r |  | d |  | r |  |

IX. Match the following.

g



w



d



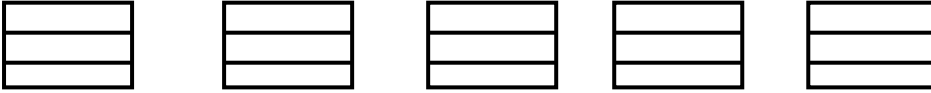
m



k



X. Write five middle stroke of small letters.



XI. Match the small letters with the given capital letters.

a

C

c

A

e

Z

z

E

w

B

b

W

d

K

k

D


l

M

m

L

XII. Dictation of small letters (phonetically).



XIII. Circle the first letter of the given picture.



k f l b d




z r m i n



w x e v



n m i r s



e c o v w

XIV. Write five upper stroke of small letters.

| | | | | |
|--|--|--|--|--|
| | | | | |
| | | | | |
| | | | | |

XV. Dictation of two letter words.

| | | | | |
|--|--|--|--|--|
| | | | | |
| | | | | |
| | | | | |

| | | | | |
|--|--|--|--|--|
| | | | | |
| | | | | |
| | | | | |